

■ PR105 Series

Features 特点

- Using flat wire, and SMD type. 采用扁平线，贴片类型
- Low radiation noise by magnetically shielded construction
闭合磁路封装，低辐射
- High current, Low resistance. 大电流，低电阻
- Operating temperature : -40°C~+125°C. 工作温度: -40°C~+125°C
- Tape and reel packaging: -40°C to +80°C 卷带包装: -40°C 至 +80°C
- Resistance to soldering heat Max three 40 second reflows at +260°C, parts cooled to room temperature between cycles
耐焊接热 最多三个 40 秒回流 +260°C, 部件在循环之间冷却至室温
- Moisture Sensitivity Level (MSL) 1 (unlimited floor life at <30°C / 85% relative humidity)
湿气敏感度等级 (MSL) 1 (在 <30°C 时的无限车间寿命/ 85% 相对湿度)



Applications

- high efficiency DC/DC converters. 高效 DC/DC 转换器
- Single and polyphase buck converters. 单相、多相降压转换器
- Filter for audio applications. 音频滤波应用
- Optimized for high current boost applications. 大电流升压应用优化

Electrical characteristics

Part number 料号	Inductance ^① 电感量 μH ±10%	DCR (mΩ) ^② 直流电阻		SRF ^③ 自谐频率 (MHz)		Isat(A) ^④ 直流饱和电流 A typical			Irms(A) ^⑤ 温升电流 A typical	
		typ	max	typical	drop10%	drop20%	drop30%	rise20°C	rise40°C	
PR105-361KL	0.36	1.4	1.6	120	29	30.2	30.5	19	21	
PR105-801KL	0.8	2.0	2.38	100	17	18.8	19	17.7	19.6	
PR105-102KL	1.0	3.4	3.8	95	21	21.6	21.8	13	16.3	
PR105-122KL	1.2	6.2	6.9	91	21.6	22.4	22.5	9	12	
PR105-132KL	1.3	4.4	4.85	81	18.8	19.4	19.6	11.2	13.6	
PR105-152KL	1.5	8.7	9.6	75	20	20.6	20.8	7.8	11	
PR105-182KL	1.8	6.2	6.9	70	16	16.6	16.7	9	12	
PR105-202KL	2.0	10.3	11.5	65	16.2	16.9	17.2	7.4	9.8	
PR105-222KL	2.2	4.4	4.85	58	11	11.7	11.9	11.2	13.6	
PR105-252KL	2.5	8.7	9.6	55	13.8	14.4	14.6	7.8	11	
PR105-322KL	3.2	6.2	6.9	53	9	9.6	10.2	9	12	
PR105-402KL	4.0	15	16.8	47	9.6	10.2	10.3	6.2	8.1	
PR105-432KL	4.3	8.7	9.6	44	8.2	9	9.1	7.8	11	
PR105-572KL	5.7	19.8	22	35	8.4	9	9.2	4.9	5.4	

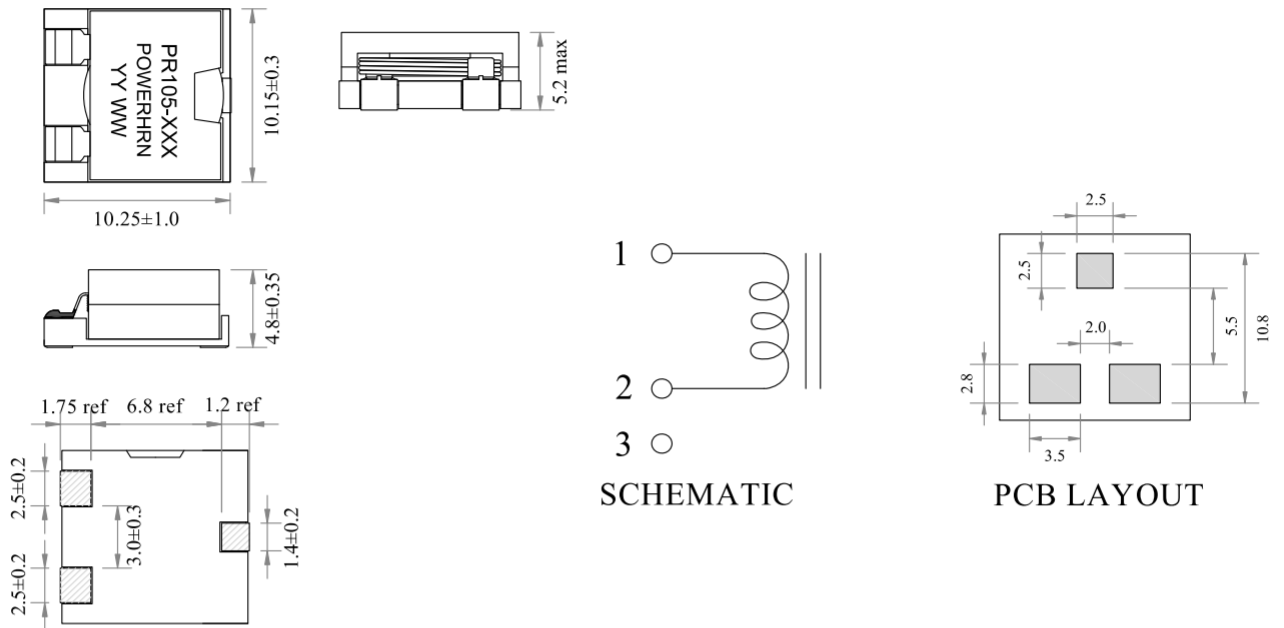
Remark

- ① Inductance is measured with a LCR meter Agilent 4284A or equivalent.
Test frequency at 100kHz
- ② DC resistance is measured with Keithley 580 Milliohm Meter, or equivalent.
Reference ambient temperature 25°C
- ③ SRF measured using an Agilent 4395A network analyzer and an Agilent 16093A test fixture.
- ④ DC current at 25°C that causes the specified inductance drop from its value without current.
- ⑤ Current that causes the specified temperature rise from 25°C ambient. This information is for reference only and does not represent absolute maximum ratings.
- ⑥ Electrical specifications at 25°C

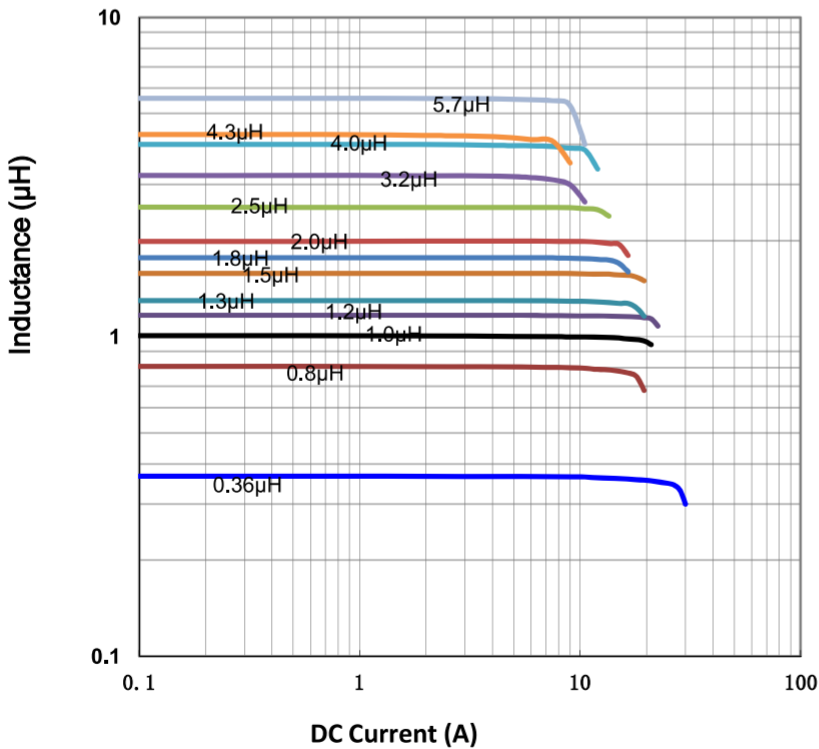
备注

- ① 电感量测试采用 Agilent 4284A 数字电桥或同等仪器；
测试频率 100kHz
- ② 直流电阻测试采用 Keithley 580 毫欧表或同等仪器；
环境温度 25°C
- ③ SRF 使用 Agilent 4395A 网络分析仪和 Agilent 16093A 测试夹具测量。
- ④ 直流电流在 25°C，加载导致指定电感从没有电流的值下降。
- ⑤ 导致指定温度从 25°C 环境温度上升的电流。此信息仅供参考，不代表绝对最大额定值。
- ⑥ 25°C 时的电气规格

Dimension 结构尺寸

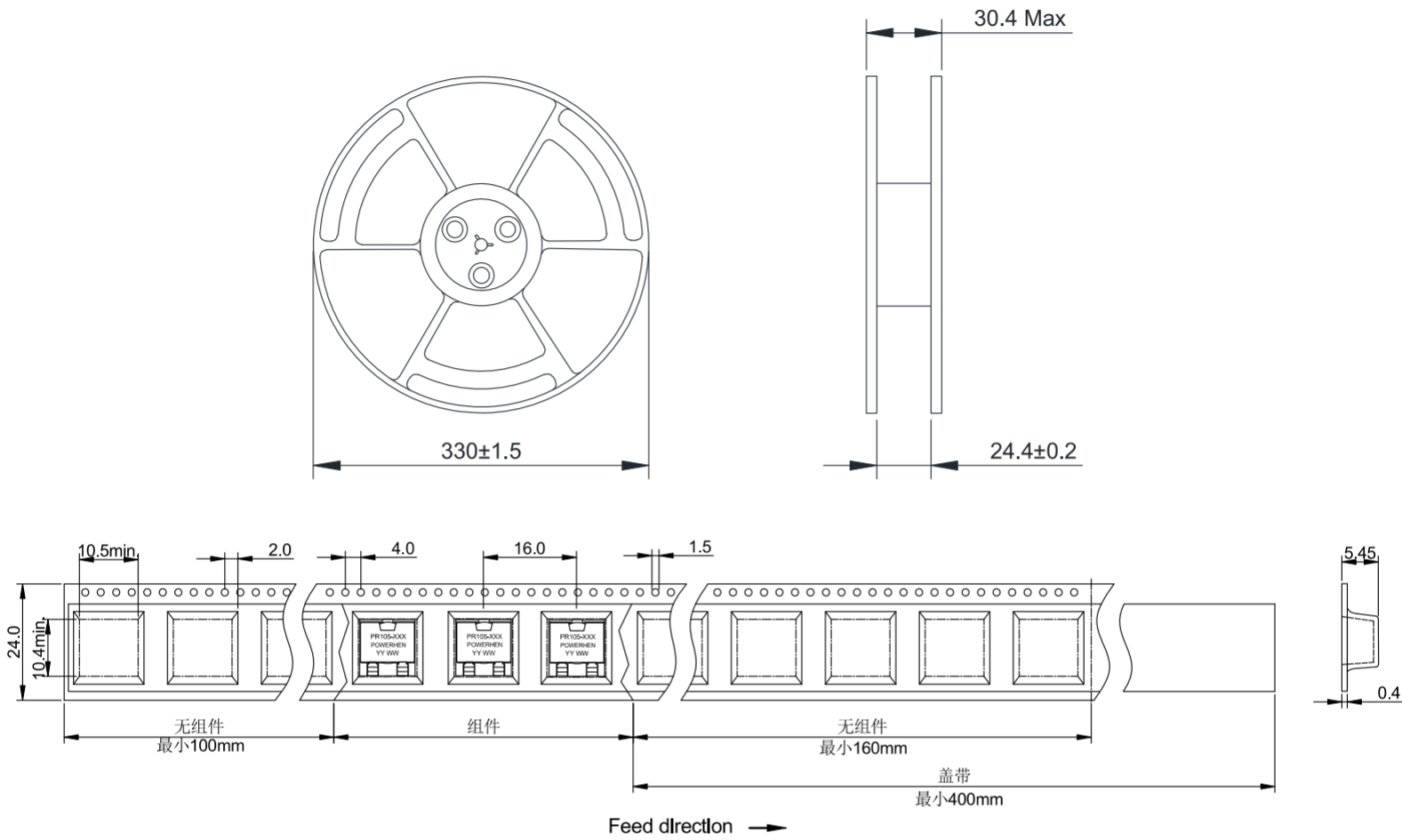


Electrical Characteristic Curve 电气特性曲线



■ Packaging Specification - Tape and Reel: [mm]

包装规格 - 卷带包装: [mm]



Weight 重量: 1.42~1.55g/PCS

Packaging 包装数量: 700 PCS/Reel